

WALK FOR VALUES

Banners – Signs - Placards


When making banners, signs, and placards for *Walk for Values*, please consider the following:

- Construct using sturdy materials.
- Ensure Signs are easy to carry during the walk
- Easy to store – for next year.
- Easy to transport

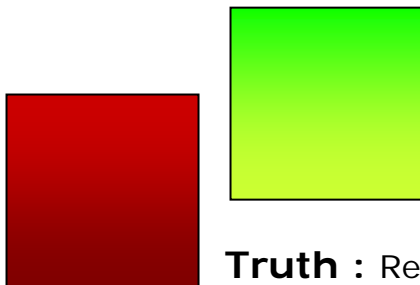
COLOURS

For the procession, 5 groups of colours have been allocated for each of the 5 Human Values (two colours for each value). All sub-values fall within one of the 5 Human Values (*please see table below.*)


The following colours have been especially selected for each of the 5 Human Values: (1) for their effectiveness in captivating the audience attention, and (2) to suit, as much as possible, the feeling and mood of each Value.




Peace : Blue (Greek blue) and White



Truth : Red (Fire engine red) and Leaf/Fluro Green



Non-violence : Yellow (Banana) and Blue (*Eagles* footy)



Love : Fuchsia Pink and Pearly White/ Silver



Right Conduct : Black and Orange

** Please feel free to use either colour for the background and text.*

MATERIALS

Feel free to use any materials which are suitable. For example:

Heavy Art board / Picture-frame board

(Pre-coloured and available in small to large sizes)

Available for purchase at JACKSON'S (Subiaco has the largest range)

Fabric -Heavy *Drill* fabric and or canvas materials such as heavy weight calico, Sequined fabrics, Satins, Tulle and Net (*try Homecraft in Mirrabooka and Vic Park*).

Glitter and Sequins

SIZE

The bigger the better! - As long as they can be dismantled and transported.

As a guide, signs which are at least 1.2m to 1.5m wide would ensure the text is visible from a distance. To minimise wind damage, please ensure all large signs are mounted properly on sturdy backing/handle.

FONTS and TEXT

Please ensure text and fonts are easy to read (close-up and from afar)

It may help to use a computer to type/design the letters – then print – and enlarge using a photocopier (eg: one letter at a time on A3 sheets).

For larger text, try using an overhead projector to project printed letters onto to material.

Think 3-D!

Try using 3-Dimensional materials to add more lustre to your work!

Think outside the square!

Think outside the usual square or rectangle - Try using round, oval, cloud-shape or any other shape for the mounting board. How about mounting 3-D text on a 3-D globe-shape that you can slowly spin as you walk?

Think patterns!

Try using patterns instead of flat colours. Imagine what your mounting board and/or text would look like with beautiful dots, zebra prints, pinstripes, Henna art, African art, Aboriginal art, wall paper designs, gift wrap designs...



As long as the text is clear, you are only limited by your imagination!

We hope these guidelines and information will give you a few more ideas on creating BEAUTIFUL and EYE-CATCHING banners for the *National Walk for Values 2008!*

If you need more information or clarification on any of the ideas presented here, please contact: Jenny on 0407 335 082 or perth@nationalwalkforvalues.org (please mark subject line "Walk for Values - Banners")

LIST OF VALUES and their SUB-VALUES

TRUTH	RIGHT ACTION	PEACE	LOVE	NON-VIOLENCE
Curiosity	Cleanliness	Attention	Caring	Psychological
Discrimination	Contentment	Calm	Compassion	Compassion
Equality	Courage	Concentration	Dedication	Concern for Others
Honesty	Dependability	Contentment	Devotion	Consideration
Integrity	Duty	Dignity	Friendship	Cooperation
Intuition	Ethics	Discipline	Forgiveness	Forgiveness
Optimism	Gratitude	Endurance	Generosity	Good Manners
Quest for Knowledge	Goals	Focus	Helping	Loyalty
Reason	Good Behavior	Happiness	Inner Happiness	Universal Love
Self-analysis	Healthy Living	Honesty	Joy	Unwillingness to Hurt
Self-knowledge	Helpfulness	Humility	Kindness	Social
Spirit of Inquiry	Initiative	Inner Silence	Patience	Appreciation of Other Cultures & Religions
Synthesis	Leadership	Optimism	Sharing	Unity
Truthfulness	Perseverance	Patience	Sincerity	Citizenship
	Proper Use of Time	Reflection	Sympathy	Equality
	Resourcefulness	Satisfaction	Tolerance	National Awareness
	Respect	Self-acceptance		Respect for Property
	Responsibility	Self-confidence		Service to others
	Sacrifice	Self-control		Social Justice
	Self-confidence	Self-discipline		
	Self-sufficiency	Self-respect		
	Simplicity	Understanding		